

Board Meeting

The Falmouth Historical Society

July 7, 2020

Falmouth Heritage Museum



Agenda

Secretary's Report

Treasurer's Report

Committee Reports

- Programs
- Museum Operation & Exhibits
- Collections

- Local History

- Communications

- Merchandise

- Museum Buildings & Grounds

- Technology

New Business

Falmouth Heritage Museum



Secretary's Report

Agenda

Secretary's Report

Treasurer's Report

Committee Reports

- Programs
- Museum Operation
& Exhibits
- Collections
- Local History
- Communications
- Merchandise
- Museum Buildings
& Grounds
- Technology

New Business

Membership report

	<u>Primary</u>	<u>Family</u>	<u>Sponsors</u>	<u>Total</u>
Current members	39	9	2	50
Members pending renewal	17	3		20
Total	56	12	2	70
Lapsed	33	10		43

Renewal letters

Falmouth Heritage Museum



Treasurer's Report

Agenda

Secretary's Report

Treasurer's Report

Committee Reports

- Programs
- Museum Operation & Exhibits
- Collections
- Local History
- Communications
- Merchandise
- Museum Buildings & Grounds
- Technology

New Business

Financial Report

ACCOUNT BALANCES		
Checking—Society	Checking—Internet	Savings—Museum
\$1,249.66	\$288.18	\$3,922.39
Maine Community Foundation—The FHS Fund		\$13,498.44
PayPal		\$50.15

Falmouth Heritage Museum



Treasurer's Report

Agenda

Secretary's Report

Treasurer's Report

Committee Reports

- Programs
- Museum Operation
& Exhibits
- Collections
- Local History
- Communications
- Merchandise
- Museum Buildings
& Grounds
- Technology

New Business

YEAR-TO-DATE PERFORMANCE

ACTUALS VS. BUDGET

July 2019 - June 2020

	TOTAL		
	ACTUAL	BUDGET	OVER BUDGET
Revenue			
Donations	372.50		372.50
Dues	2,229.34		2,229.34
Grant	125.00		125.00
Investments	10,000.66		10,000.66
Sales	823.50		823.50
Total Revenue	\$13,551.00	\$0.00	\$13,551.00
GROSS PROFIT	\$13,551.00	\$0.00	\$13,551.00
Expenditures			
Fees	155.00	85.00	70.00
Information Services	1,083.36	992.00	91.36
Insurance	1,625.00	1,725.00	-100.00
Maintenance	1,990.81	1,952.00	38.81
Membership	233.00	233.00	0.00
Merchandise	-50.00	500.00	-550.00
Misc	41.81	100.00	-58.19
Office Expense	979.77	821.00	158.77
Utilities	3,846.95	3,152.00	694.95
Total Expenditures	\$9,905.70	\$9,560.00	\$345.70
NET OPERATING REVENUE	\$3,645.30	\$ -9,560.00	\$13,205.30



Treasurer's Report

Agenda

Secretary's Report

Treasurer's Report

Committee Reports

- Programs
- Museum Operation & Exhibits
- Collections
- Local History
- Communications
- Merchandise
- Museum Buildings & Grounds
- Technology

New Business

INCOME AND EXPENSE

STATEMENT OF ACTIVITY

July 2019 - June 2020

	JUL 2019	AUG 2019	SEP 2019	OCT 2019	NOV 2019	DEC 2019	JAN 2020	FEB 2020	MAR 2020	APR 2020	MAY 2020	JUN 2020	TOTAL
Revenue													
Donations	37.00	110.50		25.00	100.00	100.00							\$372.50
Dues	240.00	210.00		370.00	290.00	150.00		265.00	294.35	160.00	189.99	60.00	\$2,229.34
Grant							125.00						\$125.00
Investments	0.03	0.02	0.02	0.02	0.02	5,000.05	0.11	0.08	0.07	0.06	5,000.06	0.12	\$10,000.66
Sales	523.00			209.00	25.50					66.00			\$823.50
Total Revenue	\$800.03	\$320.52	\$0.02	\$604.02	\$415.52	\$5,250.05	\$125.11	\$265.08	\$294.42	\$226.06	\$5,190.05	\$60.12	\$13,551.00
GROSS PROFIT	\$800.03	\$320.52	\$0.02	\$604.02	\$415.52	\$5,250.05	\$125.11	\$265.08	\$294.42	\$226.06	\$5,190.05	\$60.12	\$13,551.00
Expenditures													
Fees				125.00		50.00		35.00		-55.00			\$155.00
Information Services								163.36	920.00				\$1,083.36
Insurance							225.00			1,400.00			\$1,625.00
Maintenance	210.00		312.00	210.00	30.00	100.00	125.00		54.40	949.41			\$1,990.81
Membership						98.00	35.00		100.00				\$233.00
Merchandise					-50.00								\$ -50.00
Misc	4.73	7.29	1.74		5.88	6.97		5.67	6.06			3.47	\$41.81
Office Expense	340.39	140.00	40.00	40.00	40.00	155.00		40.00			99.99	84.39	\$979.77
Utilities	275.77	252.59	231.42	276.83	626.00	592.22	352.10	286.29	348.08	209.50	199.90	196.25	\$3,846.95
Total Expenditures	\$830.89	\$399.88	\$585.16	\$651.83	\$651.88	\$1,002.19	\$737.10	\$530.32	\$1,428.54	\$2,503.91	\$299.89	\$284.11	\$9,905.70
NET OPERATING REVENUE	\$ -30.86	\$ -79.36	\$ -585.14	\$ -47.81	\$ -236.36	\$4,247.86	\$ -611.99	\$ -265.24	\$ -1,134.12	\$ -2,277.85	\$4,890.16	\$ -223.99	\$3,645.30

Accounts payable = **\$170.39**

Accounts receivable = None

Falmouth Heritage Museum



Programs Committee

Agenda

Secretary's Report

Treasurer's Report

Committee Reports

- **Programs**
- Museum Operation
& Exhibits
- Collections
- Local History
- Communications
- Merchandise
- Museum Buildings
& Grounds
- Technology

New Business

Nothing to report

A wooden sign for the Falmouth Heritage Museum. It features a circular seal with a ship and the text 'THE FALMOUTH HISTORICAL SOCIETY' and 'FALMOUTH, MAINE'. Below the seal, the text 'Falmouth Heritage Museum' is written in a serif font.

Falmouth Heritage Museum



Museum Operations & Exhibits Committee

Agenda

Secretary's Report

Treasurer's Report

Committee Reports

- Programs
- Museum Operation & Exhibits
- Collections
- Local History
- Communications
- Merchandise
- Museum Buildings & Grounds
- Technology

New Business

Plan for reopening

- Develop a written plan
- Obtain supplies
- Groom buildings
- Train volunteers



Need a volunteer to lead effort

Falmouth Heritage Museum



Collections Committee

Agenda

Secretary's Report

Treasurer's Report

Committee Reports

- Programs
- Museum Operation
& Exhibits
- Collections
- Local History
- Communications
- Merchandise
- Museum Buildings
& Grounds
- Technology

New Business

Digital Catalog



Falmouth Heritage Museum



Local History Committee

Agenda

Secretary's Report

Treasurer's Report

Committee Reports

- Programs
- Museum Operation
& Exhibits
- Collections
- Local History
- Communications
- Merchandise
- Museum Buildings
& Grounds
- Technology

New Business

Responses to Inquiries

Conducted research; received/responded via email

April-June 2020

	April	May	June
Collections	2		
Family History			
Property History	1	2	3
Total	3	2	3

Falmouth Heritage Museum



Communications Committee

Agenda

Secretary's Report

Treasurer's Report

Committee Reports

- Programs
- Museum Operation
& Exhibits
- Collections
- Local History
- **Communications**
- Merchandise
- Museum Buildings
& Grounds
- Technology

New Business

Newsletter

- Being drafted—will go out with renewal letters

Social media

- Need a volunteer to manage our presence on Facebook, Twitter and Instagram



Falmouth Heritage Museum



Merchandise Committee

Agenda

Secretary's Report

Treasurer's Report


Committee Reports

- Programs
- Museum Operation
& Exhibits
- Collections
- Local History
- Communications
- Merchandise
- Museum Buildings
& Grounds
- Technology

New Business

Cookbook

- Two meetings in June
- Slogging through the recipes,
section by section



Falmouth Heritage Museum



Merchandise Committee

Agenda

Secretary's Report





Treasurer's Report

Committee Reports

- Programs
- Museum Operation & Exhibits
- Collections
- Local History
- Communications
- Merchandise
- Museum Buildings & Grounds
- Technology

New Business

Tote Options

Jute Accent 12oz Cotton Canvas Rope Tote	12 oz. Cotton Canvas Capri Stripes Shopper Tote	Fletcher 16oz Cotton Canvas Market Tote	Baltic 18oz Cotton Canvas Boat Tote
			
Item #: 7900-22	Item #: 7900-40	Item #: 7900-17	Item # 7900-30
15" H X 20" W X 8" D	13.25" H X 18" W X 6.75" D	13" H X 17.5" W X 5" D	13.25" H X 19.75" W X 7" D
Unit Cost: \$9.43	Unit Cost: \$9.43	Unit Cost: \$9.55	Unit Cost: \$12.95
Shipping: \$45.95	Shipping: \$60.24	Shipping: \$48.31	Shipping: \$46.74
Est. Order Cost (75): \$795	Est. Order Cost (75): \$810	Est. Order Cost (60): \$655	Est. Order Cost (48): \$705
Est. Profit: \$705	Est. Profit: \$690	Est. Profit: \$545	Est. Profit: \$255

Proposed designs



Falmouth Heritage Museum



Museum Building & Grounds Committee

Agenda

Secretary's Report

Treasurer's Report

Committee Reports

- Programs
- Museum Operation
& Exhibits
- Collections
- Local History
- Communications
- Merchandise
- Museum Buildings
& Grounds
- Technology

New Business

Summer maintenance

HVAC maintenance contract

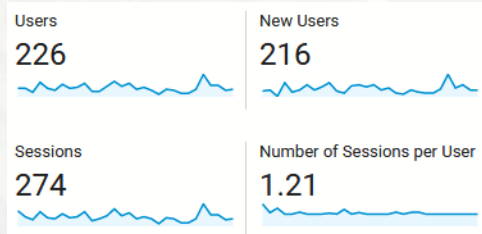
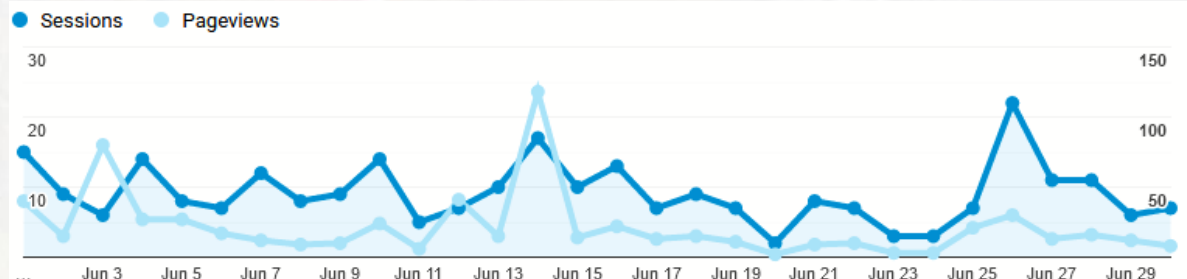


Falmouth Heritage Museum



Website Activity

June 2020



Device Category ?	Acquisition		
	Users ? ↓	New Users ?	Sessions ?
	245 % of Total: 100.00% (245)	234 % of Total: 100.00% (234)	288 % of Total: 100.00% (288)
1. desktop	175 (71.43%)	165 (70.51%)	209 (72.57%)
2. mobile	56 (22.86%)	56 (23.93%)	60 (20.83%)
3. tablet	14 (5.71%)	13 (5.56%)	19 (6.60%)

Country	Users
1. United States	199 (88.05%)
2. South Korea	6 (2.65%)
3. China	4 (1.77%)
4. Canada	2 (0.88%)
5. Denmark	2 (0.88%)
6. Turkey	2 (0.88%)
7. Ukraine	2 (0.88%)
8. India	1 (0.44%)
9. Italy	1 (0.44%)
10. Japan	1 (0.44%)

City	Users
1. (not set)	46 (19.74%)
2. Falmouth	29 (12.45%)
3. Boston	15 (6.44%)
4. Quincy	11 (4.72%)
5. Chicago	8 (3.43%)
6. Falmouth	6 (2.58%)
7. Boardman	5 (2.15%)
8. Yarmouth	5 (2.15%)
9. Cape Elizabeth	4 (1.72%)
10. Portland	4 (1.72%)

Falmouth Heritage Museum



Facebook Activity

May 2020



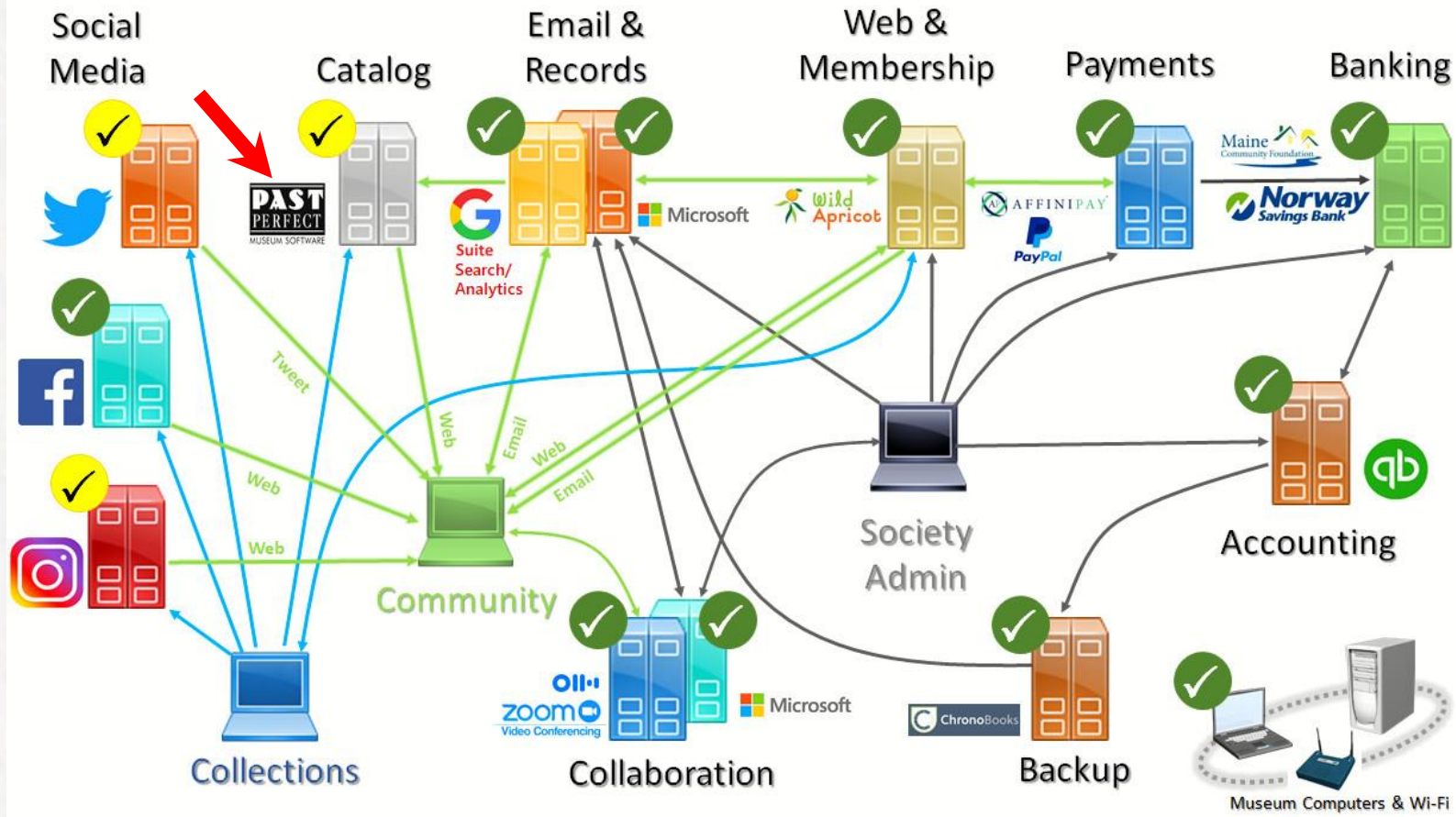
*Activity was very light
No posts this year*

Falmouth Heritage Museum



System Status

July 6, 2020



Activity

Digital catalog development underway (PP)

Falmouth Heritage Museum



New Business

Agenda

Secretary's Report

Treasurer's Report

Committee Reports

- Programs
- Museum Operation
& Exhibits
- Collections
- Local History
- Communications
- Merchandise
- Museum Buildings
& Grounds
- Technology

New Business

?

Falmouth Heritage Museum